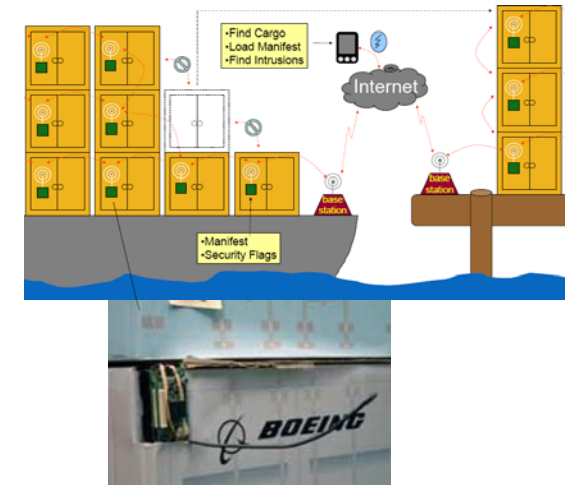


Topology Control

Chapter 3

Inventory Tracking (Cargo Tracking)


- Current tracking systems require line-of-sight to satellite.
- Count and locate containers
- Search containers for specific item
- Monitor accelerometer for sudden motion
- Monitor light sensor for unauthorized entry into container



Rating

- Area maturity

First steps



Text book

- Practical importance

No apps

Mission critical

- Theoretical importance

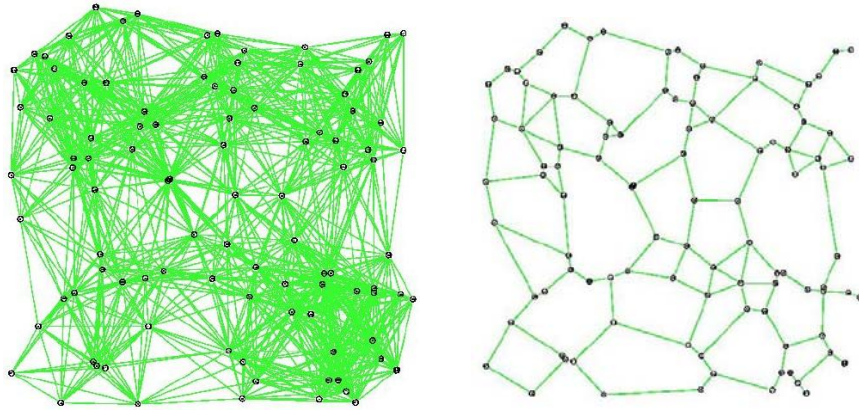
Not really

Must have

Overview – Topology Control

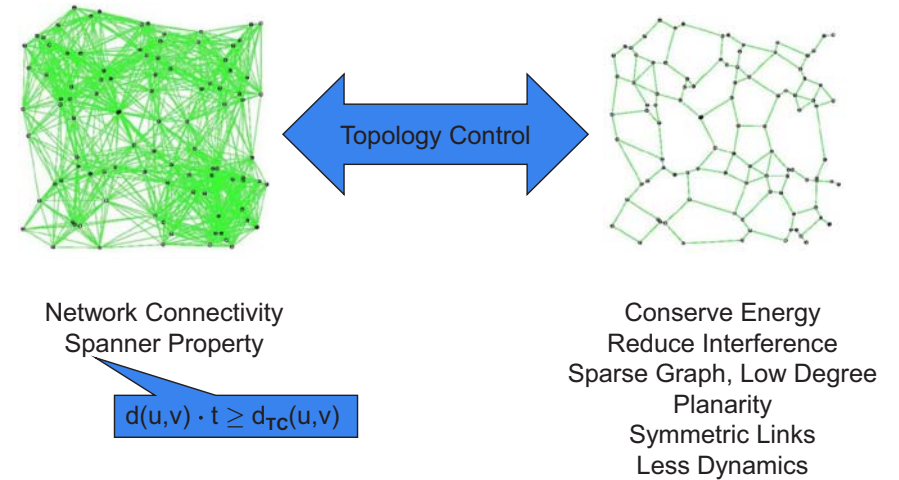
- Gabriel Graph et al.
- Practical Topology Control: XTC
- Interference

Topology Control



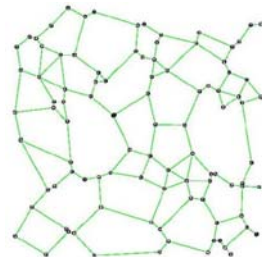
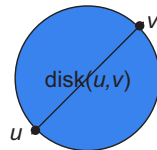
- **Drop long-range neighbors:** Reduces **interference** and **energy!**
- But still stay **connected** (or even spanner)

Topology Control as a Trade-Off



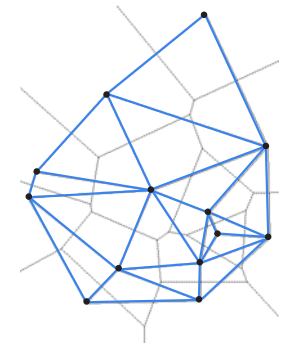
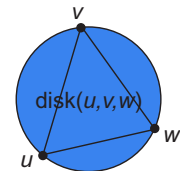
Gabriel Graph

- Let $\text{disk}(u,v)$ be a disk with diameter (u,v) that is determined by the two points u,v .
- The Gabriel Graph $\text{GG}(V)$ is defined as an undirected graph (with E being a set of undirected edges). There is an edge between two nodes u,v iff the $\text{disk}(u,v)$ including boundary contains no other points.
- As we will see the Gabriel Graph has interesting properties.



Delaunay Triangulation

- Let $\text{disk}(u,v,w)$ be a disk defined by the three points u,v,w .
- The Delaunay Triangulation (Graph) $\text{DT}(V)$ is defined as an undirected graph (with E being a set of undirected edges). There is a triangle of edges between three nodes u,v,w iff the $\text{disk}(u,v,w)$ contains no other points.
- The Delaunay Triangulation is the dual of the Voronoi diagram, and widely used in various CS areas; the DT is planar; the distance of a path (s,\dots,t) on the DT is within a constant factor of the s-t distance.



Other planar graphs

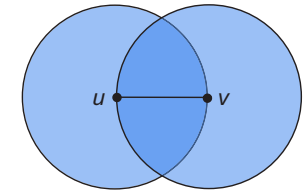
Do you know other Topologies?



Other planar graphs

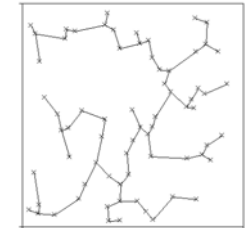
- Relative Neighborhood Graph $RNG(V)$

- An edge $e = (u,v)$ is in the $RNG(V)$ iff there is no node w with $(u,w) < (u,v)$ and $(v,w) < (u,v)$.



- Minimum Spanning Tree $MST(V)$

- A subset of E of G of minimum weight which forms a tree on V .

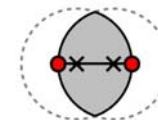


Properties of planar graphs

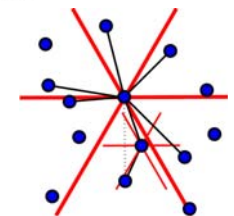
- Theorem 1:
 $MST(V) \subseteq RNG(V) \subseteq GG(V) \subseteq DT(V)$
- Corollary:
Since the $MST(V)$ is connected and the $DT(V)$ is planar, all the graphs in Theorem 1 are connected and planar.
- Theorem 2:
The Gabriel Graph contains the so called “minimum energy path” (for any path loss exponent $\alpha \geq 2$)
- Corollary:
 $GG(V) \cap UDG(V)$ contains the Minimum Energy Path in $UDG(V)$

More examples

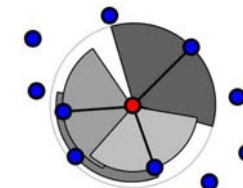
- β -Skeleton
 - Generalizing Gabriel ($\beta = 1$) and Relative Neighborhood ($\beta = 2$) Graph



- Yao-Graph
 - Each node partitions directions in k cones and then connects to the closest node in each cone



- Cone-Based Graph
 - Dynamic version of the Yao Graph. Neighbors are visited in order of their distance, and used only if they cover not yet covered angle



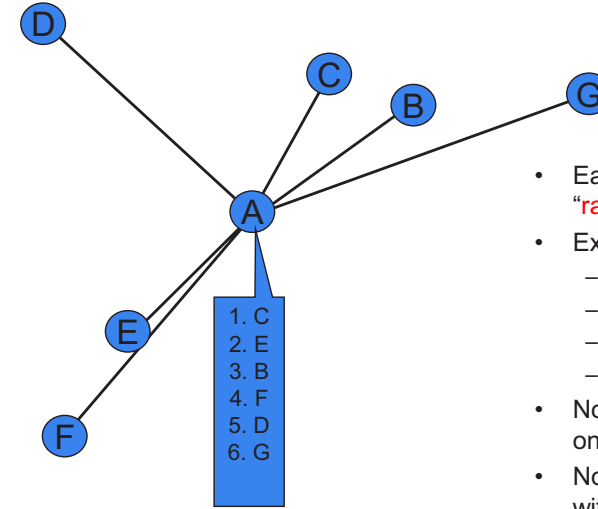
Lightweight Topology Control

- Topology Control commonly assumes that the node positions are known.

What if we do not have access to position information?

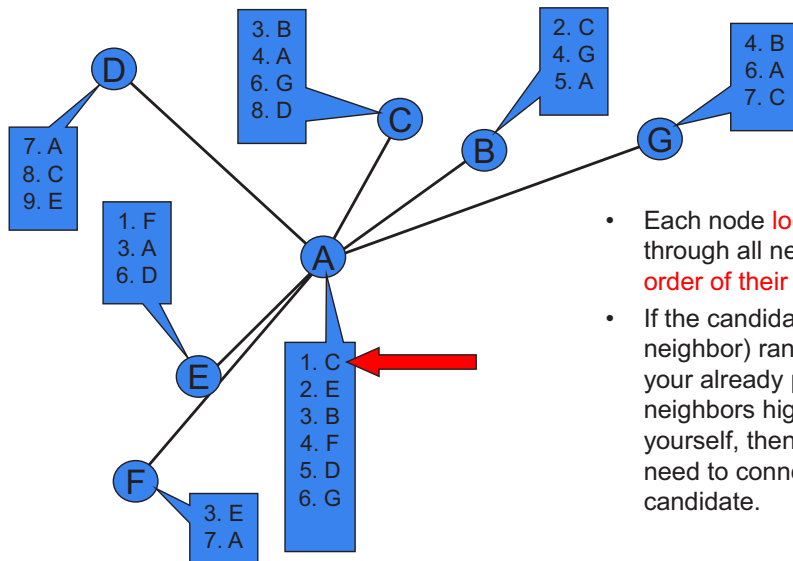


XTC: Lightweight Topology Control without Geometry



- Each node produces “**ranking**” of neighbors.
- Examples
 - Distance (closest)
 - Energy (lowest)
 - Link quality (best)
 - Must be **symmetric!**
- Not necessarily depending on explicit positions
- Nodes **exchange** rankings with neighbors

XTC Algorithm (Part 2)



- Each node **locally** goes through all neighbors in **order of their ranking**
- If the candidate (current neighbor) ranks any of your already processed neighbors higher than yourself, then you do not need to connect to the candidate.

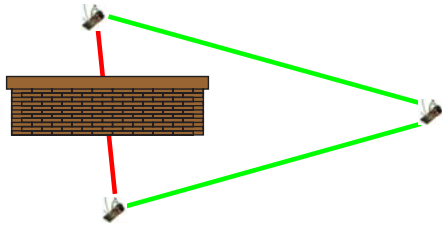
XTC Analysis (Part 1)

- Symmetry:** A node u wants a node v as a neighbor if and only if v wants u .
- Proof:
 - Assumption 1) $u \rightarrow v$ and $2) u \leftarrow v$
 - Assumption 2) $\Rightarrow \exists w: (i) w \prec_v u$ and $(ii) w \prec_u v$

Contradicts Assumption 1)

XTC Analysis (Part 1)

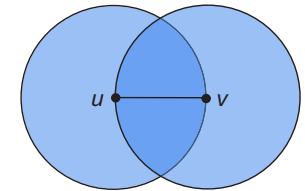
- **Symmetry:** A node u wants a node v as a neighbor if and only if v wants u .
- **Connectivity:** If two nodes are connected originally, they will stay so (provided that rankings are based on symmetric link-weights).
- If the ranking is energy or link quality based, then XTC will choose a topology that routes **around walls** and obstacles.




XTC Analysis (Part 2)

- If the given graph is a **Unit Disk Graph** (no obstacles, nodes homogeneous, but **not** necessarily uniformly distributed), then ...
- The **degree** of each node is at most 6.
- The topology is **planar**.
- The graph is a subgraph of the **RNG**.


- Relative Neighborhood Graph $RNG(V)$:
 - An edge $e = (u,v)$ is in the $RNG(V)$ iff there is no node w with $(u,w) < (u,v)$ and $(v,w) < (u,v)$.



XTC Average-Case

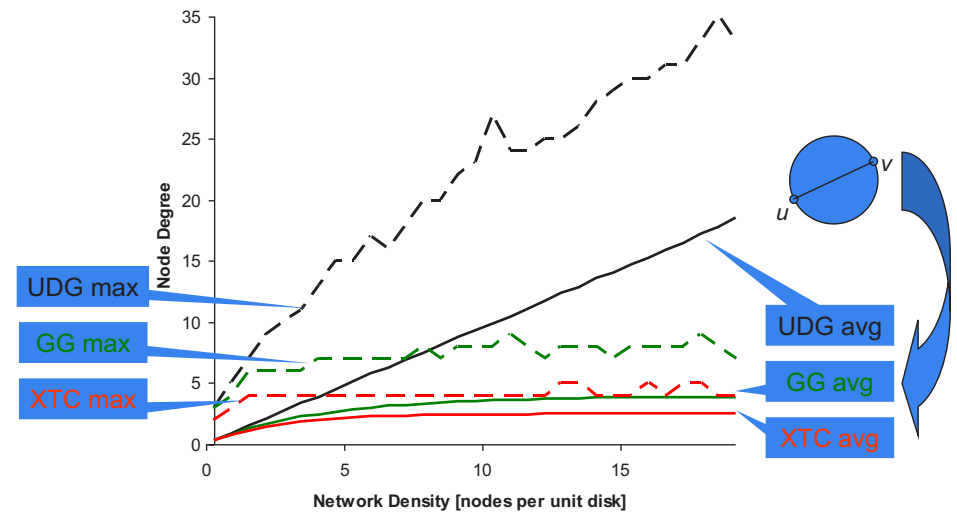


Unit Disk Graph

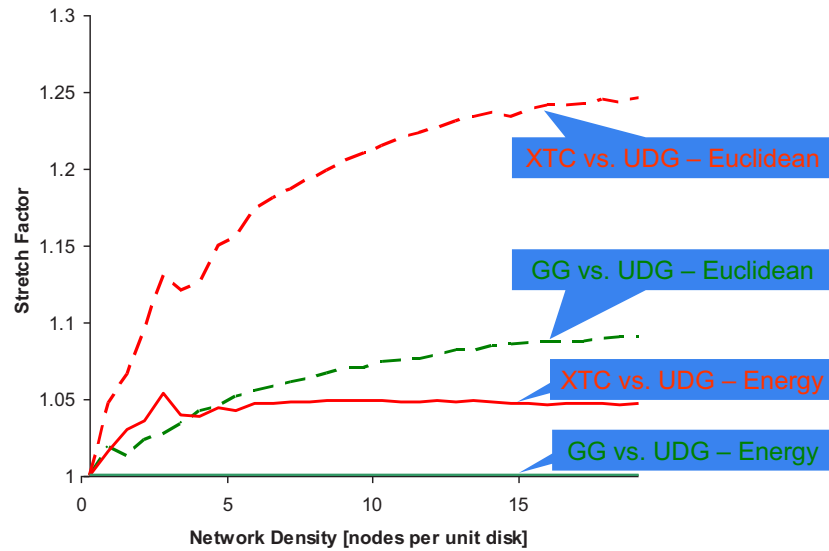


XTC

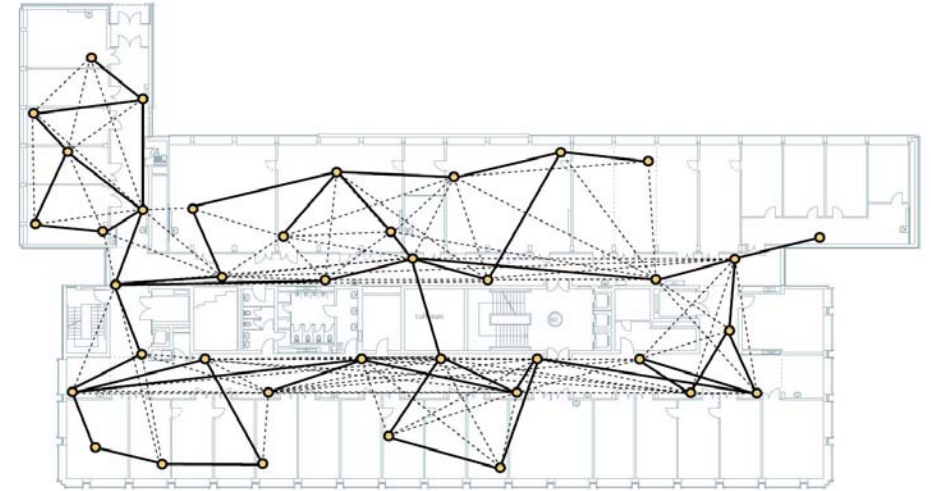
XTC Average-Case (Degrees)



XTC Average-Case (Stretch Factor)

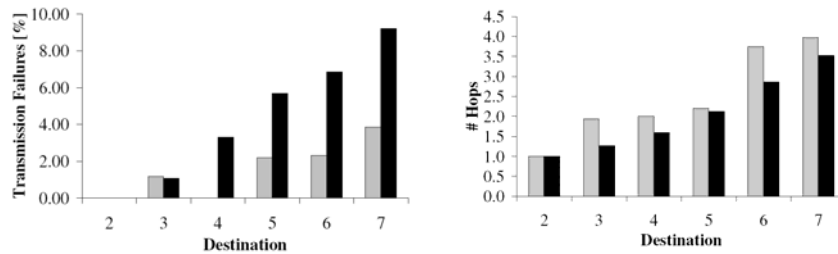


Implementing XTC, e.g. BTnodes v3

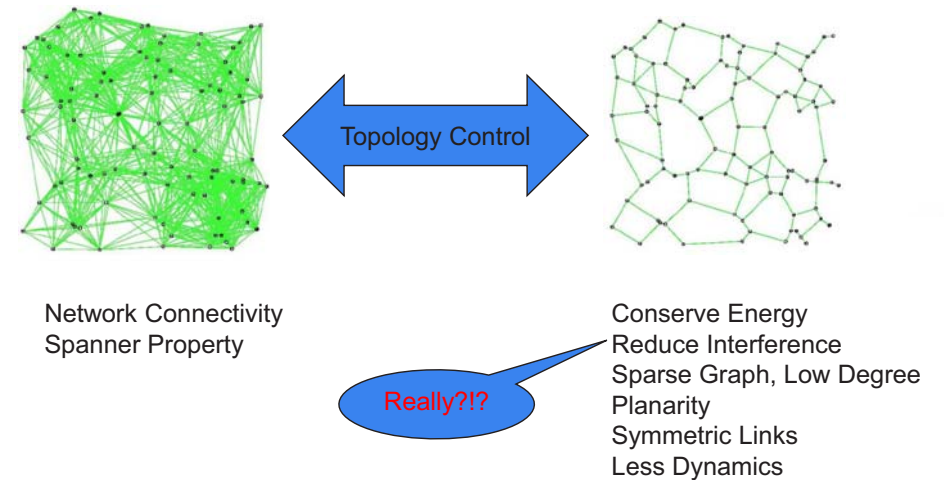


Implementing XTC, e.g. on mica2 motes

- Idea:
 - XTC chooses the reliable links
 - The quality measure is a moving average of the received packet ratio
 - Source routing: route discovery (flooding) over these reliable links only
 - (black: using all links, grey: with XTC)

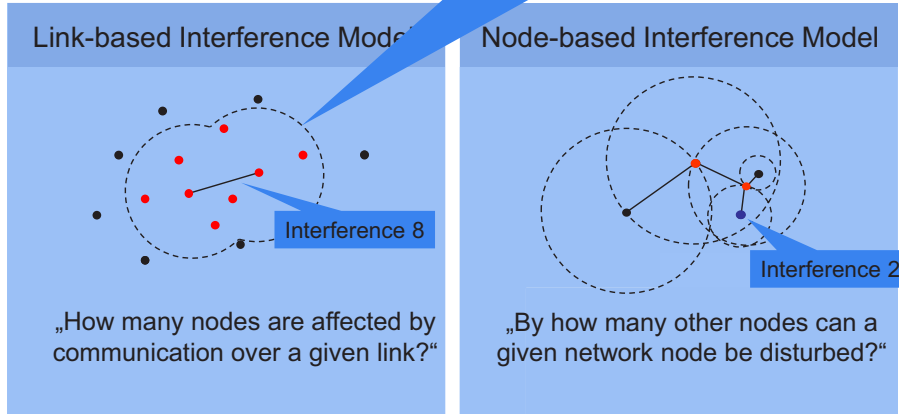


Topology Control as a Trade-Off



What is Interference?

Exact size of interference range does not change the results

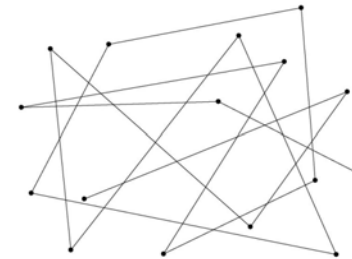


- Problem statement
 - We want to **minimize maximum interference**
 - At the same time topology must be **connected** or **spanner**



Low Node Degree Topology Control?

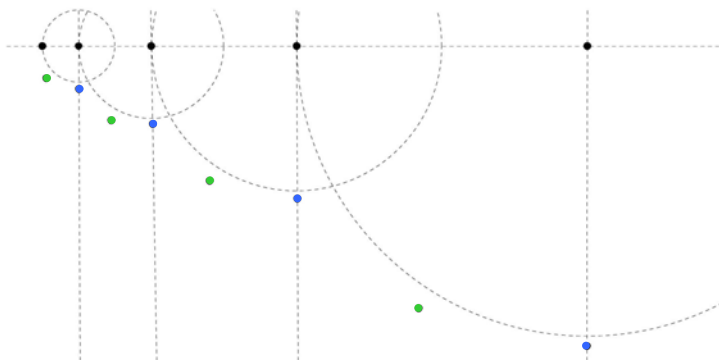
Low node degree does **not** necessarily imply low interference:



Very **low** node degree but **huge** interference

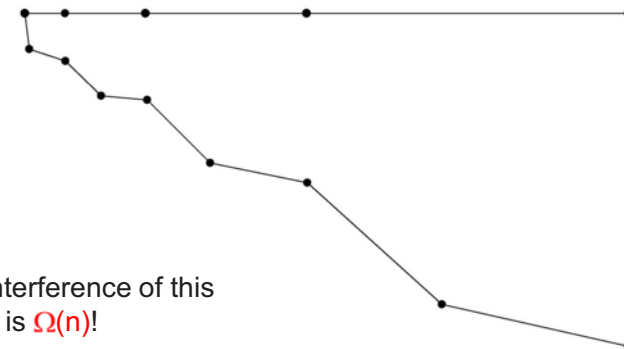
Let's Study the Following Topology!

...from a worst-case perspective



Topology Control Algorithms Produce...

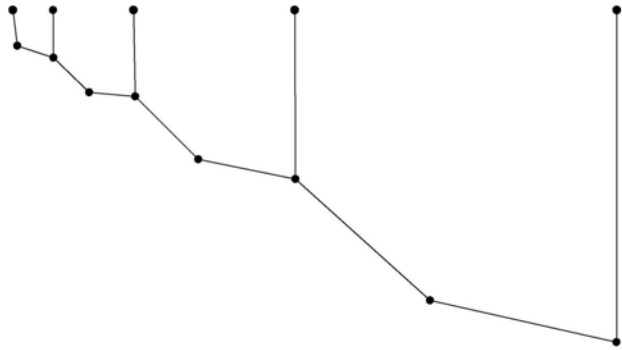
- All known topology control algorithms (with symmetric edges) include the nearest neighbor forest as a subgraph and produce something like this:



- The interference of this graph is $\Omega(n)!$

But Interference...

- Interference does not need to be high...

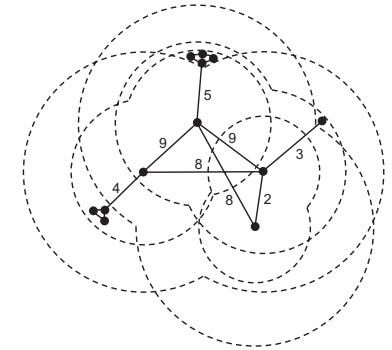
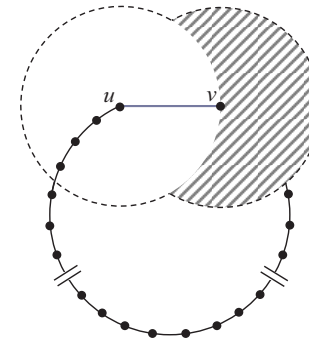


- This topology has interference $O(1)!!$

Link-based Interference Model

There is no local algorithm that can find a good interference topology

The optimal topology will not be planar

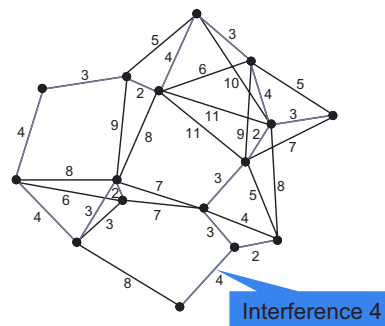


Link-based Interference Model

- LIFE (Low Interference Forest Establisher)
 - Preserves Graph Connectivity

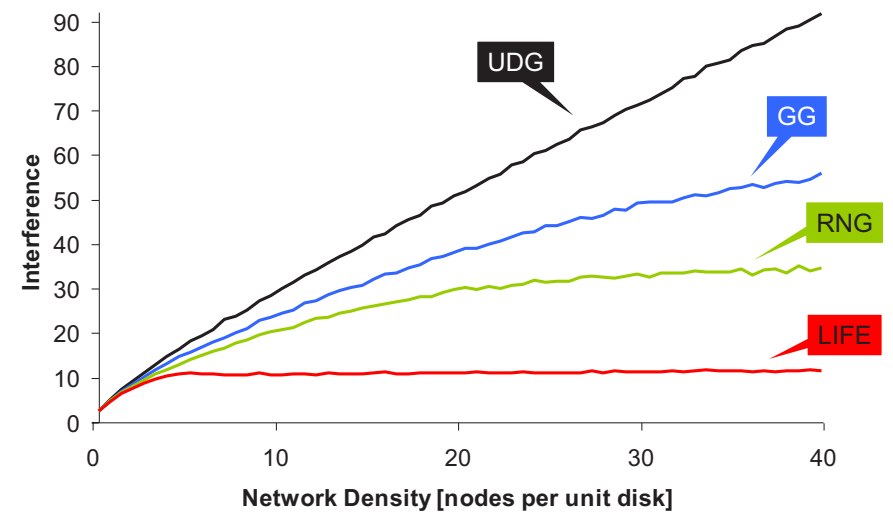
LIFE

- Attribute interference values as weights to edges
- Compute minimum spanning tree/forest (Kruskal's algorithm)

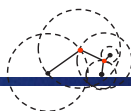


LIFE constructs a minimum-interference forest

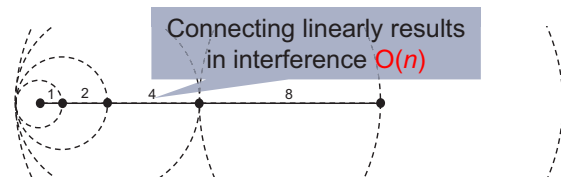
Average-Case Interference: Preserve Connectivity



Node-based Interference Model



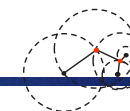
- Already **1-dimensional node distributions** seem to yield inherently high interference...



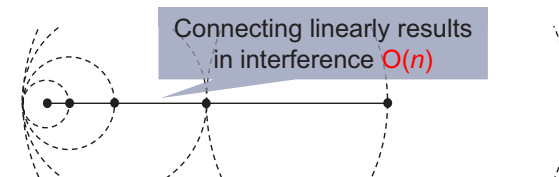
- ...but the **exponential node chain** can be connected in a better way



Node-based Interference Model



- Already **1-dimensional node distributions** seem to yield inherently high interference...



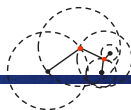
- ...but the **exponential node chain** can be connected in a better way



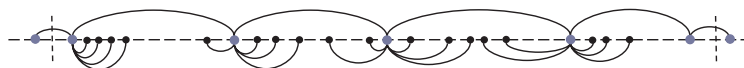
Interference $\in O(\sqrt{n})$

Matches an existing lower bound

Node-based Interference Model



- Arbitrary distributed nodes in one dimension
 - Approximation algorithm with approximation ratio in $O(\sqrt[4]{n})$



- Two-dimensional node distributions
 - Simple randomized algorithm resulting in interference $O(\sqrt{n \log n})$
 - Can be improved to $O(\sqrt{n})$

Open problem

- On the theory side there are quite a few open problems. Even the simplest questions of the **node-based interference** model are open:
- We are given n nodes (points) in the plane, in arbitrary (worst-case) position. You must connect the nodes by a spanning tree. The neighbors of a node are the direct neighbors in the spanning tree. Now draw a circle around each node, centered at the node, with the radius being the minimal radius such that all the nodes' neighbors are included in the circle. The interference of a node u is defined as the number of circles that include the node u . The interference of the graph is the maximum node interference. We are interested to construct the spanning tree in a way that minimizes the interference. Many questions are open: Is this problem in P, or is it NP-complete? Is there a good approximation algorithm? Etc.