

Paths, Trees, and Flowers by Jack Edmonds



Xiang Gao

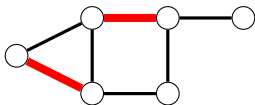
Introduction and background

Edmonds maximum matching algorithm

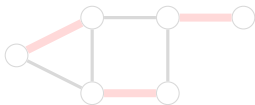
Matching-duality theorem

Matching

Matching in a graph is a set of edges, no two of which meet at a common vertex.

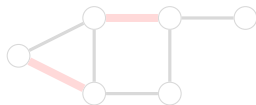


Maximum matching is a matching of maximum cardinality.

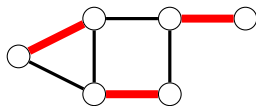


Matching

Matching in a graph is a set of edges, no two of which meet at a common vertex.



Maximum matching is a matching of maximum cardinality.

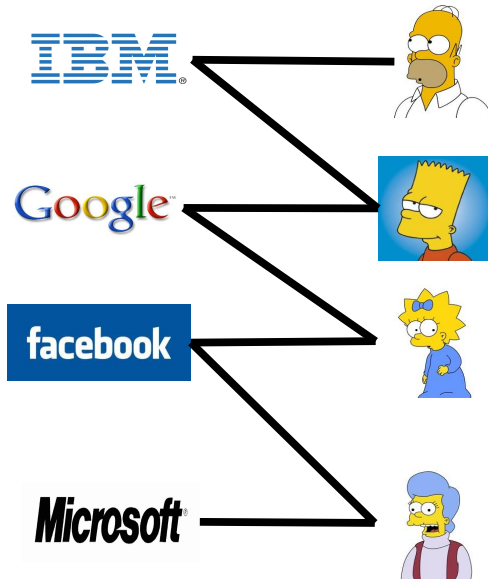


Question

Why do we want to study matching problems?

A lot of applications

Job recruitment process.



A lot of applications

Then someone is not happy.

IBM®



Google®



facebook



Microsoft®



A lot of applications

Everyone is happy now.

IBM®



Google®



facebook



Microsoft®



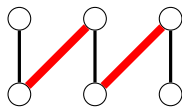
Question

You don't want to do it manually.

So, how can you find the maximum matching?

First try: greedy method

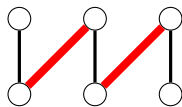
Enumerate every edge, if both end points are not covered by the matching, add the edge to the matching.



Not always work. May reach local optimum (**maximal** matching).

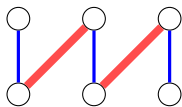
First try: greedy method

How to improve the matching?



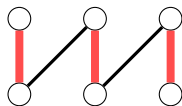
Augment the matching

If we flip the edges...



Augment the matching

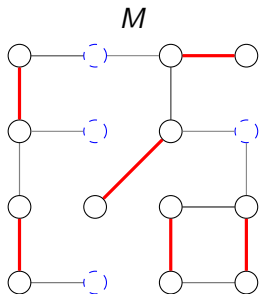
Seems we have found a way to improve the matching!



Then we want to generalize the idea.

Exposed vertex

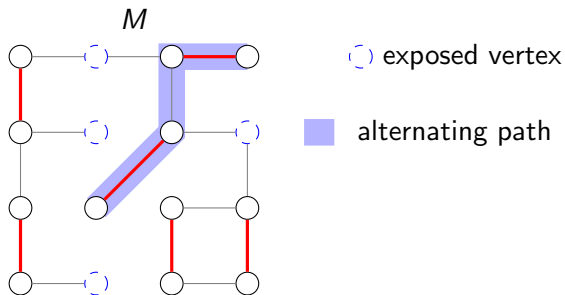
Exposed (free) vertex is a vertex that is not incident with any edge in the matching M



 exposed vertex

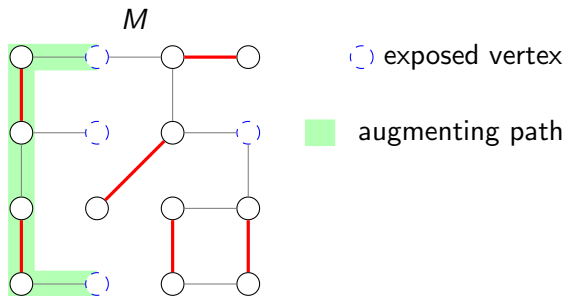
Alternating path

Alternating path is a path whose edges are alternately in M and \overline{M}



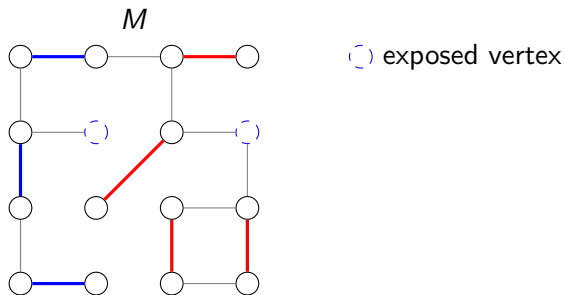
Augmenting path

Augmenting path is a simple alternating path between exposed vertices



Augmenting path

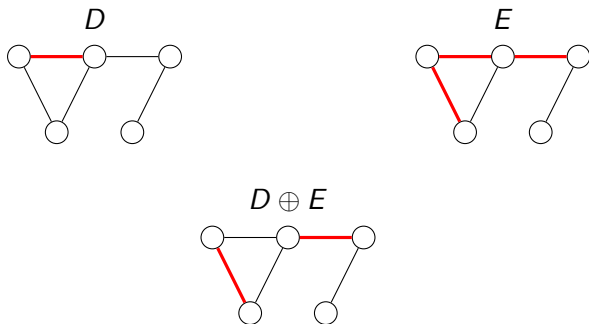
We can find a larger matching in the augmenting path!



This operation is called **symmetric difference** \oplus .

Symmetric difference

Symmetric difference of two sets D and E is defined as $D \oplus E = (D - E) \cup (E - D)$



The result of the symmetric difference between a matching and an augmenting path on the graph is a larger matching.

Intuition

Then our algorithm can try to find augmenting paths to improve the known matching.

Question

Can we stop when there is no augmenting paths?

What is the optimality condition for the algorithm to terminate?

Answer

Berge theorem says if there is no augmenting path, we can stop!

Berge's theorem

Theorem - Berge(1957)

M is not a maximum matching if and only if there exists an augmenting path with respect to M

► Proof:

We have already seen that if there is an augmenting path we can find a larger matching.

So we only need to prove if the matching is not maximum, there must exist an augmenting path.

Berge's theorem

If we have a larger matching, how to find an augmenting path?

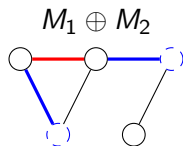
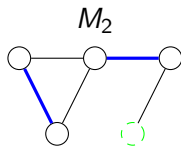
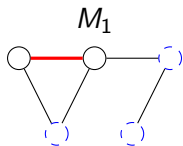
Berge's theorem

Recall that we use \oplus to find a larger matching.

Now we reverse the step. If we apply \oplus between matching M_1 and a larger matching M_2 , what do we get?

Berge's theorem

The results are paths and circuits which are alternating for M_1 and M_2 .



We have found alternating paths, which is very close to find augmenting paths!

Berge's theorem

Since the matching M_2 is larger, there must be a component has one more edge in M_2 than in M_1 .

This component is an augmenting path.

Why?

Berge's theorem

Since the matching M_2 is larger, there must be a component has one more edge in M_2 than in M_1 .

This component is an augmenting path.

Why?

Berge's theorem

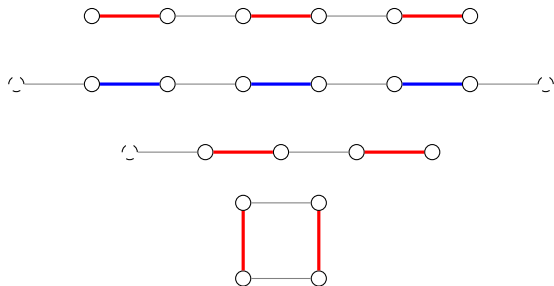
Since the matching M_2 is larger, there must be a component has one more edge in M_2 than in M_1 .

This component is an augmenting path.

Why?

Berge's theorem

Because there are only four kinds of alternating paths. The only case when edges not in the matching are more than edges in the matching is an augmenting path!



Algorithm

Then we have a general algorithm, which keeps finding augmenting paths and improving the matching until there is no more augmenting path.

MAXIMUM-MATCHING(G)

```
1  $M = \emptyset$ 
2 repeat
3     if there is an augmenting path  $P$  with respect to  $M$ 
4          $M = M \oplus P$ 
5 until there isn't an augmenting path with respect to  $M$ 
6 return  $M$ 
```

Algorithm

How can we perform the search for an augmenting path efficiently? By brute force, the search space could be **exponential**.

And... what is an **efficient** algorithm?

Digression

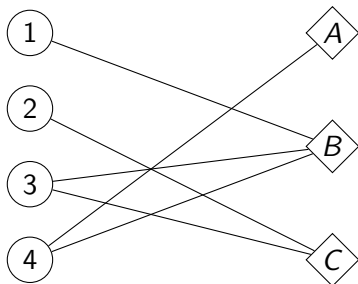
Edmonds defined that an efficient algorithm should have polynomial running time in this paper, which is earlier than Stephen Cook defined \mathcal{P} and \mathcal{NP} .

Previous work: bipartite matching

A bipartite graph is a graph whose vertices can be divided into two disjoint sets U and V such that every edge connects a vertex in U to one in V .

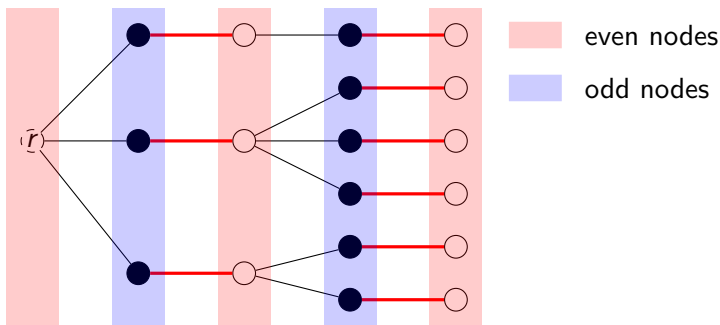
Equivalently, a bipartite graph is a graph that does **not** contain any **odd-length** cycles!

There are polynomial time algorithms for maximum matching on bipartite graphs!



Find an augmenting path using BFS

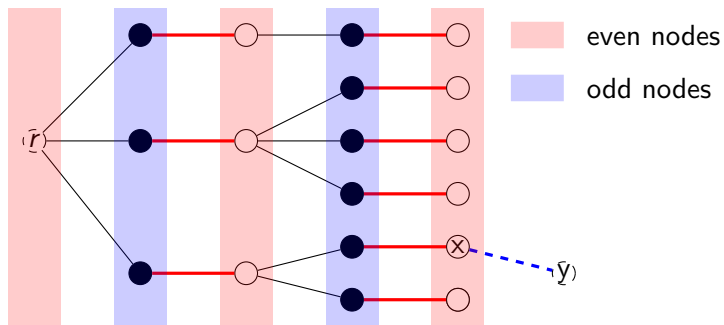
We can use some greedy heuristic to find an initial matching. Then we start from an exposed vertex to grow an alternating tree, since the augmenting path is an alternating path.



Find an augmenting path using BFS

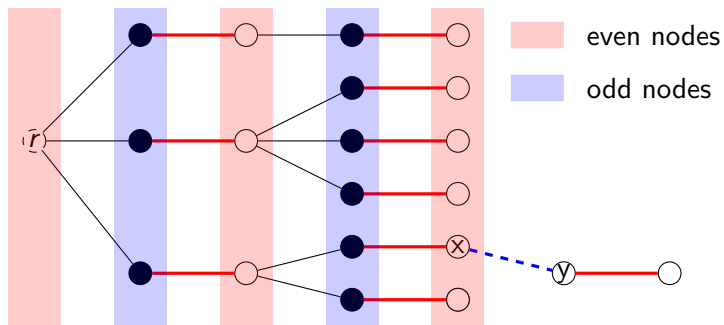
Case 1, y is an exposed vertex not contained in T .

We found an augmenting path!



Find an augmenting path using BFS

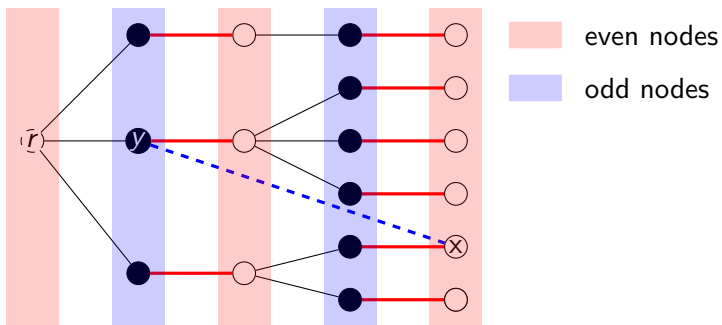
Case 2, y is matched vertex not in T , **grow the tree**.



Find an augmenting path using BFS

Case 3, y is already contained in T as an odd vertex.

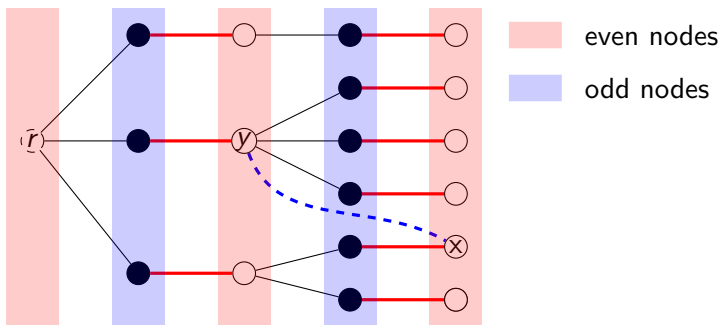
Ignore it, no worry! Why?



Find an augmenting path using BFS

Case 4, y is already contained in T as an even vertex.

Can't ignore y , but it doesn't happen on a bipartite graph (no odd cycle)!



Summary

The algorithm grows an alternating tree from an exposed vertex, if we find an exposed vertex, we can enlarge the matching and start from another exposed vertex growing the tree again.

After growing trees from all the exposed vertices, the algorithm terminates.

Time complexity $O(nm)$, n is the number of vertices, m is the number of edges.

Summary

The algorithm grows an alternating tree from an exposed vertex, if we find an exposed vertex, we can enlarge the matching and start from another exposed vertex growing the tree again.

After growing trees from all the exposed vertices, the algorithm terminates.

Time complexity $O(nm)$, n is the number of vertices, m is the number of edges.

Summary

The algorithm grows an alternating tree from an exposed vertex, if we find an exposed vertex, we can enlarge the matching and start from another exposed vertex growing the tree again.

After growing trees from all the exposed vertices, the algorithm terminates.

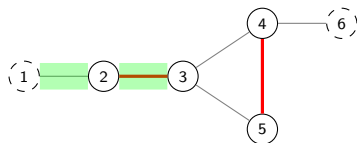
Time complexity $O(nm)$, n is the number of vertices, m is the number of edges.

Question

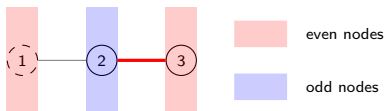
Why will odd cycles be a trouble?

Examples of BFS failure on non-bipartite graphs

- ▶ Initial graph

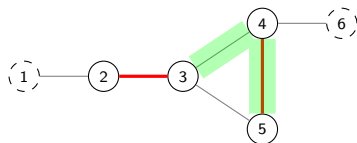


- ▶ Start from vertex 1, we add vertex 2 and 3.

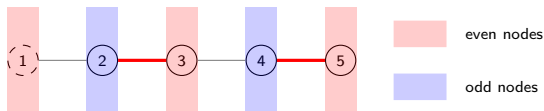


Examples of BFS failure on non-bipartite graphs

- ▶ Initial graph

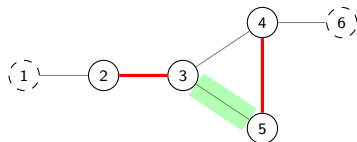


- ▶ Two vertices 4 and 5 could be visited. If we first visit 4...

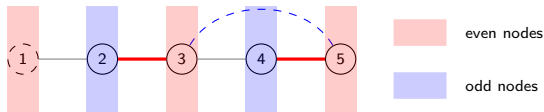


Examples of BFS failure on non-bipartite graphs

- ▶ Initial graph

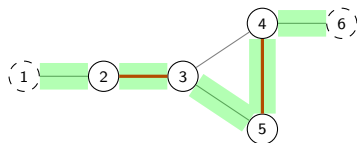


- ▶ From 5, we find 3 which is contained in T , if we ignore it, we will stop here.

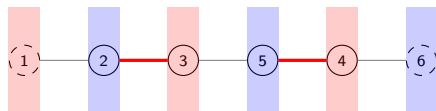


Examples of BFS failure on non-bipartite graphs

- ▶ Initial graph

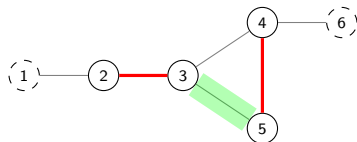


- ▶ But actually there is an augmenting path!

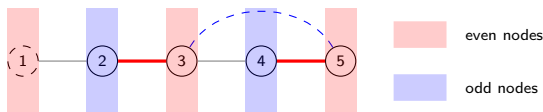


Examples of BFS failure on non-bipartite graphs

- ▶ Initial graph

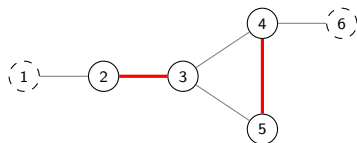


- ▶ The problem is that 3 already been visited in even layer, and 5 is also in even layer. But the tree must alternate between different layers.

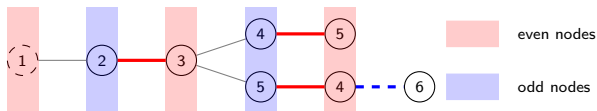


Examples of BFS failure on non-bipartite graphs

- ▶ Initial graph

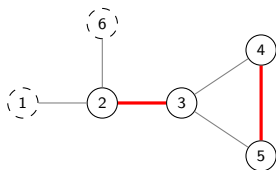


- ▶ First idea: allow vertices to be visited both even and odd layers.

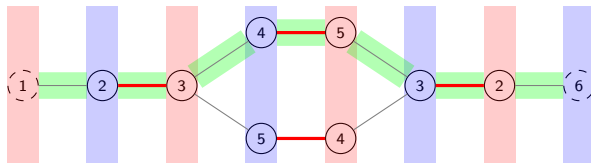


Examples of BFS failure on non-bipartite graphs

- ▶ Initial graph

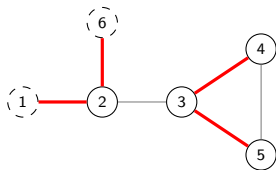


- ▶ But the augmenting path we find may not be a simple path.

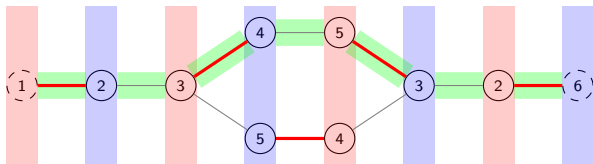


Examples of BFS failure on non-bipartite graphs

- ▶ Result graph

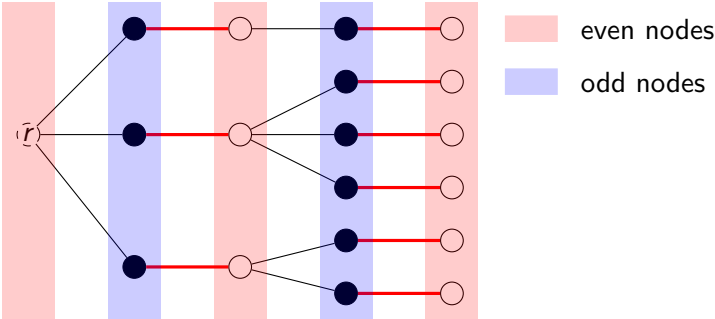


- ▶ If we flip the edges...



Review

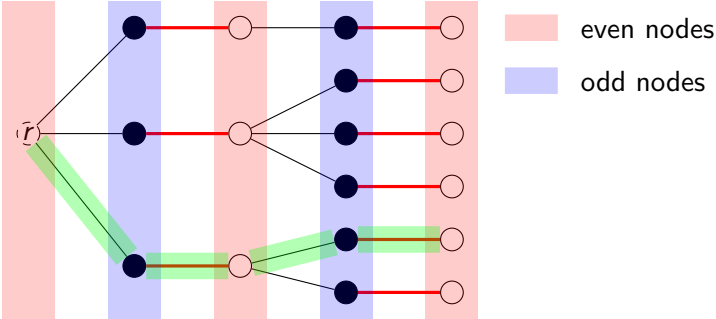
The frontier of the BFS consist of only even nodes, from where we extend the search tree.



Review

For any node in the tree, there is a unique path from root to the node.

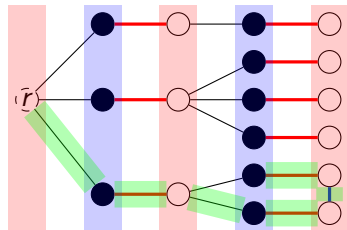
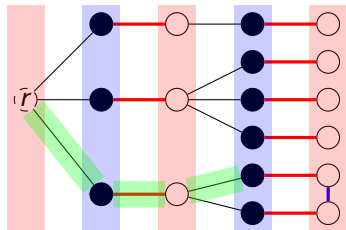
For odd node, the path length is odd. For even node, the path length is even.



Review

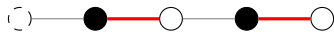
If there is an edge connecting two even nodes (equivalently there is an odd cycle), there are now two paths from root to every node in the odd cycle, one is odd length, the other is even length.

Then the previous odd nodes can also become even nodes, from which we can continue growing the tree!

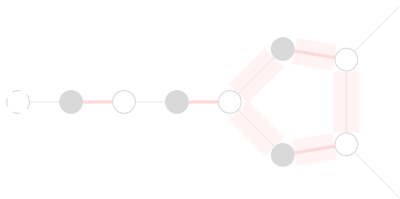


Edmonds' idea

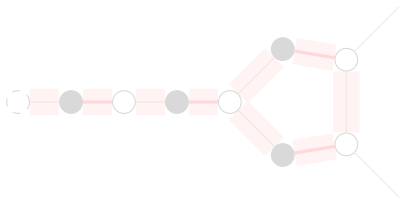
An alternating path with an exposed vertex at one end and a matching edge at the other end is called **stem**.



The odd cycle is called **blossom**.



The alternating path from root plus the blossom is called **flower**.

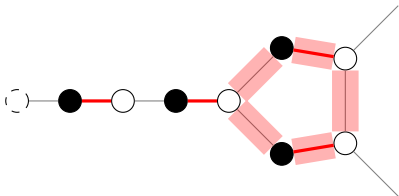


Edmonds' idea

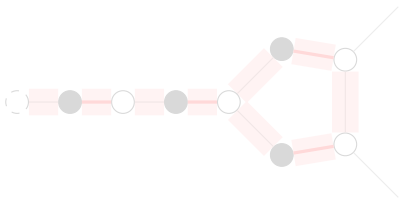
An alternating path with an exposed vertex at one end and a matching edge at the other end is called **stem**.



The odd cycle is called **blossom**.



The alternating path from root plus the blossom is called **flower**.

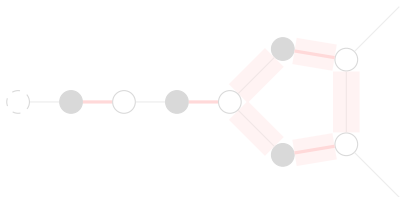


Edmonds' idea

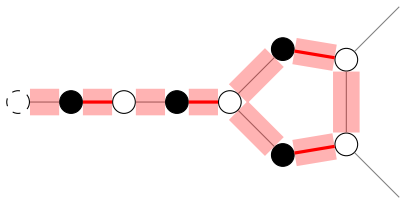
An alternating path with an exposed vertex at one end and a matching edge at the other end is called **stem**.



The odd cycle is called **blossom**.

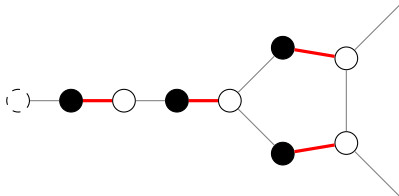


The alternating path from root plus the blossom is called **flower**.



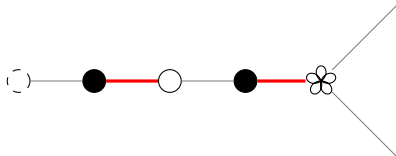
Edmonds' idea

Since all the nodes in the odd cycle can become even nodes, we shrink all the nodes to an even pseudo vertex, all edges connected to the nodes in the odd cycle now connect to the pseudo vertex.



Edmonds' idea

Since all the nodes in the odd cycle can become even nodes, we shrink all the nodes to an even pseudo vertex, all edges connected to the nodes in the odd cycle now connect to the pseudo vertex.



Edmonds' idea

- ▶ Whenever a blossom B is found, we shrink it to a pseudo vertex, and recursively run the algorithm to find maximum matching of the new graph G/B .
- ▶ Edmonds proved that the maximum matching of G is equal to the maximum matching of G/B plus the maximum matching of B .
- ▶ Since there are at most n exposed vertices, we need $O(n)$ augmentations.
- ▶ Each augmentation will shrink at most $O(n)$ blossoms.
- ▶ Constructing the alternating tree takes at most n^2 if we use adjacency matrix.
- ▶ $\therefore O(n^4)$.

Edmonds' idea

- ▶ Whenever a blossom B is found, we shrink it to a pseudo vertex, and recursively run the algorithm to find maximum matching of the new graph G/B .
- ▶ Edmonds proved that the maximum matching of G is equal to the maximum matching of G/B plus the maximum matching of B .
- ▶ Since there are at most n exposed vertices, we need $O(n)$ augmentations.
- ▶ Each augmentation will shrink at most $O(n)$ blossoms.
- ▶ Constructing the alternating tree takes at most n^2 if we use adjacency matrix.
- ▶ $\therefore O(n^4)$.

Edmonds' idea

- ▶ Whenever a blossom B is found, we shrink it to a pseudo vertex, and recursively run the algorithm to find maximum matching of the new graph G/B .
- ▶ Edmonds proved that the maximum matching of G is equal to the maximum matching of G/B plus the maximum matching of B .
- ▶ Since there are at most n exposed vertices, we need $O(n)$ augmentations.
- ▶ Each augmentation will shrink at most $O(n)$ blossoms.
- ▶ Constructing the alternating tree takes at most n^2 if we use adjacency matrix.
- ▶ $\therefore O(n^4)$.

Edmonds' idea

- ▶ Whenever a blossom B is found, we shrink it to a pseudo vertex, and recursively run the algorithm to find maximum matching of the new graph G/B .
- ▶ Edmonds proved that the maximum matching of G is equal to the maximum matching of G/B plus the maximum matching of B .
- ▶ Since there are at most n exposed vertices, we need $O(n)$ augmentations.
- ▶ Each augmentation will shrink at most $O(n)$ blossoms.
- ▶ Constructing the alternating tree takes at most n^2 if we use adjacency matrix.
- ▶ $\therefore O(n^4)$.

Edmonds' idea

- ▶ Whenever a blossom B is found, we shrink it to a pseudo vertex, and recursively run the algorithm to find maximum matching of the new graph G/B .
- ▶ Edmonds proved that the maximum matching of G is equal to the maximum matching of G/B plus the maximum matching of B .
- ▶ Since there are at most n exposed vertices, we need $O(n)$ augmentations.
- ▶ Each augmentation will shrink at most $O(n)$ blossoms.
- ▶ Constructing the alternating tree takes at most n^2 if we use adjacency matrix.
- ▶ $\therefore O(n^4)$.

Edmonds' idea

- ▶ Whenever a blossom B is found, we shrink it to a pseudo vertex, and recursively run the algorithm to find maximum matching of the new graph G/B .
- ▶ Edmonds proved that the maximum matching of G is equal to the maximum matching of G/B plus the maximum matching of B .
- ▶ Since there are at most n exposed vertices, we need $O(n)$ augmentations.
- ▶ Each augmentation will shrink at most $O(n)$ blossoms.
- ▶ Constructing the alternating tree takes at most n^2 if we use adjacency matrix.
- ▶ $\therefore O(n^4)$.

Other implementations

- ▶ Actually we do not need to contract the blossom. We can also put all the odd nodes in the blossom to the queue of the BFS. But mainting the alternating path to every vertex still needs some trick (We need to change the odd path to the odd node with the other even length path).
- ▶ With some careful implementaion, Gabow[73] reduced the time complexity to $O(n^3)$.
- ▶ An $O(n^{2.5})$ time complexity can be achieved by finding many augmenting paths at one time, see Micali and Vazirani[80].
- ▶ Currently the best known algorithm gives $O(n^{2.376})$ complexity, based on fast matrix multiplication.

Other implementations

- ▶ Actually we do not need to contract the blossom. We can also put all the odd nodes in the blossom to the queue of the BFS. But mainting the alternating path to every vertex still needs some trick (We need to change the odd path to the odd node with the other even length path).
- ▶ With some careful implementaion, Gabow[73] reduced the time complexity to $O(n^3)$.
- ▶ An $O(n^{2.5})$ time complexity can be achieved by finding many augmenting paths at one time, see Micali and Vazirani[80].
- ▶ Currently the best known algorithm gives $O(n^{2.376})$ complexity, based on fast matrix multiplication.

Other implementations

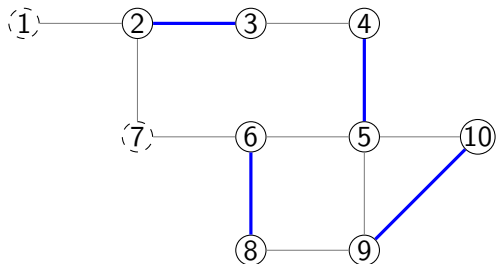
- ▶ Actually we do not need to contract the blossom. We can also put all the odd nodes in the blossom to the queue of the BFS. But mainting the alternating path to every vertex still needs some trick (We need to change the odd path to the odd node with the other even length path).
- ▶ With some careful implementaion, Gabow[73] reduced the time complexity to $O(n^3)$.
- ▶ An $O(n^{2.5})$ time complexity can be achieved by finding many augmenting paths at one time, see Micali and Vazirani[80].
- ▶ Currently the best known algorithm gives $O(n^{2.376})$ complexity, based on fast matrix multiplication.

Other implementations

- ▶ Actually we do not need to contract the blossom. We can also put all the odd nodes in the blossom to the queue of the BFS. But mainting the alternating path to every vertex still needs some trick (We need to change the odd path to the odd node with the other even length path).
- ▶ With some careful implementaion, Gabow[73] reduced the time complexity to $O(n^3)$.
- ▶ An $O(n^{2.5})$ time complexity can be achieved by finding many augmenting paths at one time, see Micali and Vazirani[80].
- ▶ Currently the best known algorithm gives $O(n^{2.376})$ complexity, based on fast matrix multiplication.

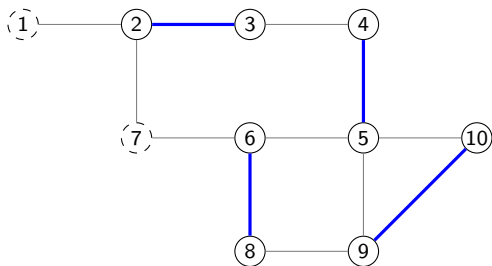
Examples

A graph $G = (V, E)$ and a matching M .



Examples

A graph $G = (V, E)$ and a matching M .



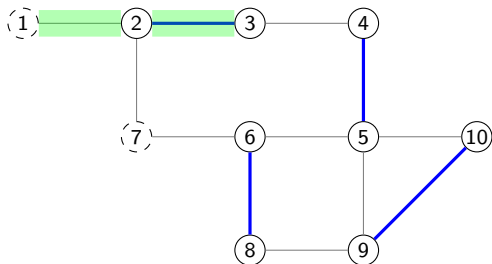
Start a BFS from 1.

even

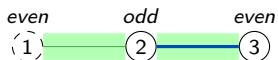
(1)

Examples

A graph $G = (V, E)$ and a matching M .

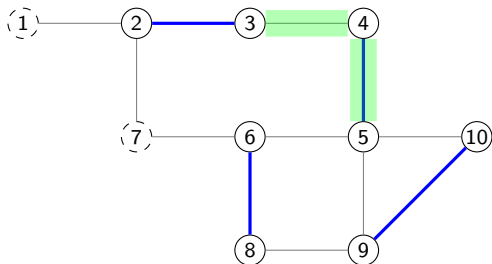


Grow the tree.

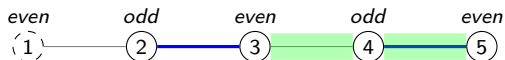


Examples

A graph $G = (V, E)$ and a matching M .

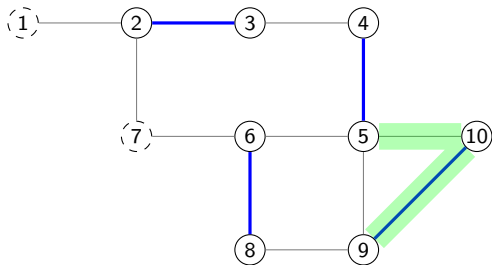


Grow the tree..

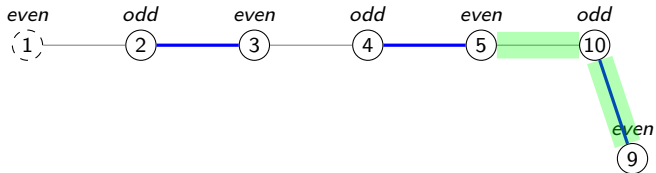


Examples

A graph $G = (V, E)$ and a matching M .

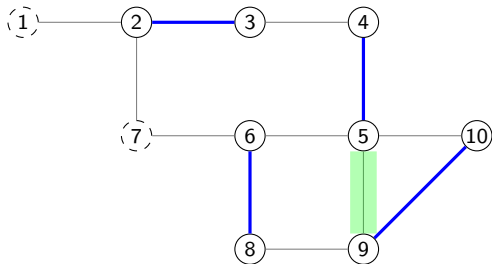


Grow the tree....

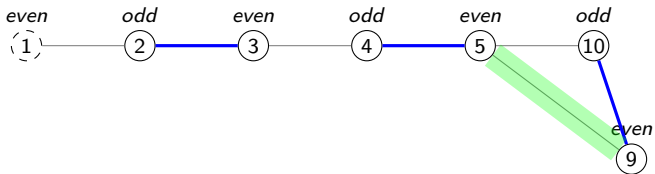


Examples

A graph $G = (V, E)$ and a matching M .

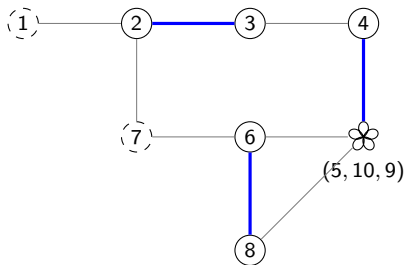


Encounter an edge connecting two even vertices. Find an odd cycle!

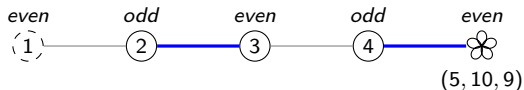


Examples

A graph $G = (V, E)$ and a matching M .

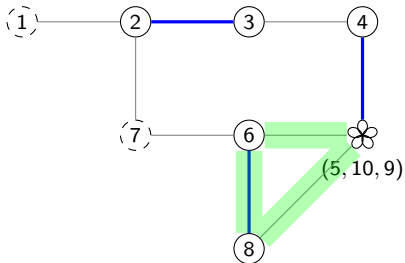


Shrink (5,10,9) into a single pseudo vertex.

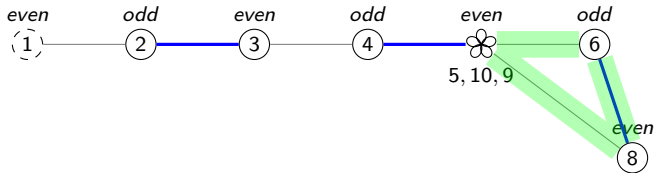


Examples

A graph $G = (V, E)$ and a matching M .

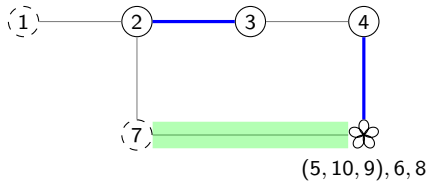


Continue the search, and encounter the odd cycle (5,10,9)-6-8.

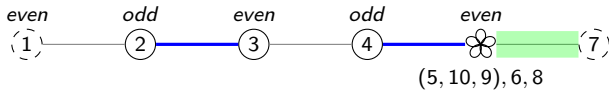


Examples

A graph $G = (V, E)$ and a matching M .

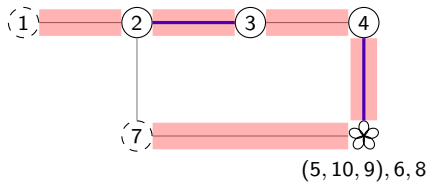


Shrink the odd cycle and encounter an exposed vertex 7.

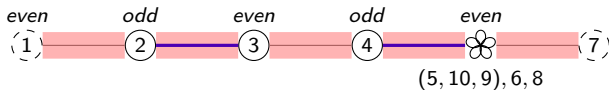


Examples

A graph $G = (V, E)$ and a matching M .

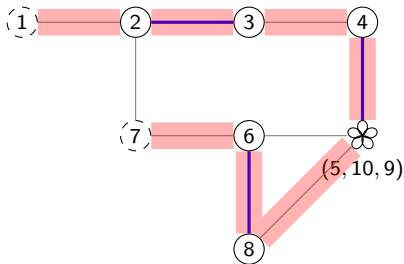


Find an augmenting path! Still need to find the augmenting path in the original graph...



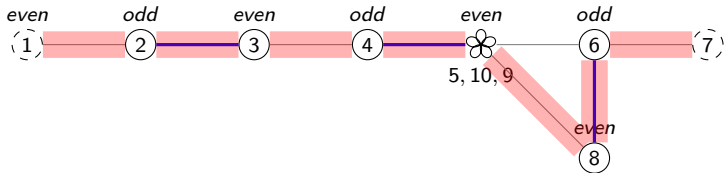
Examples

A graph $G = (V, E)$ and a matching M .



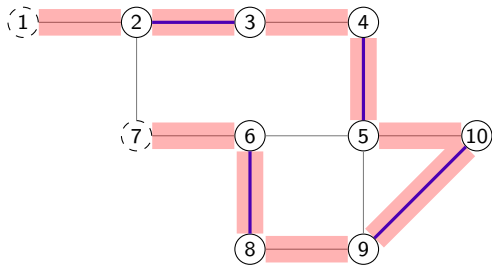
Expand the pseudo vertex to recover the augmenting path.

Since there are two ways to bypass the odd cycle, one is odd length, the other is even length, we can always choose one to ensure the path is still an augmenting path.

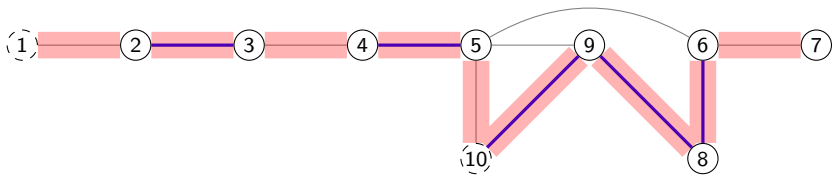


Examples

A graph $G = (V, E)$ and a matching M .

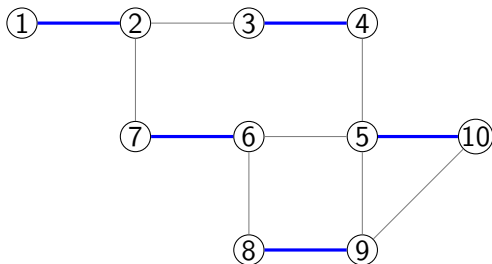


Expand the pseudo vertex to recover the augmenting path.



Examples

Applying $M = M \oplus P$ yields following enlarged matching in the original graph.



Summary

- ▶ An efficient algorithm has been found.
- ▶ The essence is to extend the search tree with odd nodes in the blossom. The other parts are the same with the algorithm on bipartite graph.

Summary

- ▶ An efficient algorithm has been found.
- ▶ The essence is to extend the search tree with odd nodes in the blossom. The other parts are the same with the algorithm on bipartite graph.

Matching-duality theorem

The maximum matching problem can also be solved as linear programming problem.

But, what is linear programming?

Linear programming

Standard linear programming model

maximize

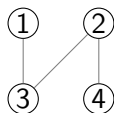
$$c^T x$$

subject to

$$Ax \leq 0$$

$$x \geq 0$$

Maximum matching as linear programming



Maximum matching

maximize

$$x_{13} + x_{23} + x_{24}$$

subject to

$$x_{13} \leq 1$$

$$x_{23} + x_{24} \leq 1$$

$$x_{13} + x_{23} \leq 1$$

$$x_{24} \leq 1$$

Matching-duality theorem

Linear programming duality theorem

If

$$\begin{aligned}x &\geq 0, Ax \leq c \\y &\geq 0, A^T y \geq b\end{aligned}$$

for given real vectors b and c and real matrix A , then for real vectors x and y ,

$$\max_x(b, x) = \min_y(c, y)$$

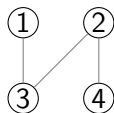
if such extrema exist.

Generally, if we can solve one, we can solve the other.

Matching-duality theorem

And the dual problem of max matching is...?

Matching-duality theorem on bipartite graph



Maximum matching

maximize

$$x_{13} + x_{23} + x_{24}$$

subject to

$$x_{13} \leq 1$$

$$x_{23} + x_{24} \leq 1$$

$$x_{13} + x_{23} \leq 1$$

$$x_{24} \leq 1$$

Minimum vertex cover

minimize

$$x_1 + x_2 + x_3 + x_4$$

subject to

$$x_1 + x_3 \geq 1$$

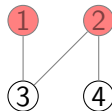
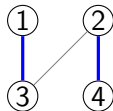
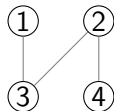
$$x_2 + x_3 \geq 1$$

$$x_2 + x_4 \geq 1$$

Matching-duality theorem on bipartite graph

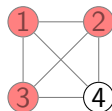
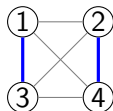
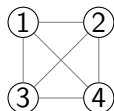
König theorem

In a bipartite graph, the maximum size of a matching is equal to the minimum size of a vertex cover.



Matching-duality theorem

But it does not hold on the general graph...



Matching-duality theorem

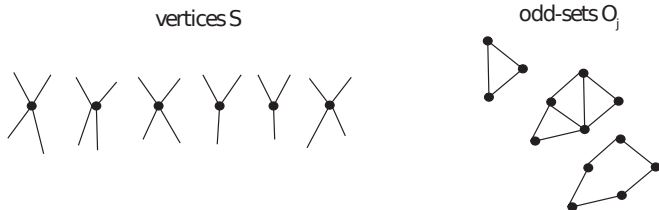
Can we find a minimization problem whose optimal value is equal to the maximum matching on the general graph?

Matching-duality theorem

Odd set cover An odd set contains odd number of vertices. A edge is covered by a single vertex set S if it is adjacent to the vertex. If the size of the odd set is larger than 1, both end points of the edge must be in the set O .

The capacity of the odd-set cover is defined as: $|S| + \sum_{j=1}^t \frac{|O_j|-1}{2}$.

Note $\frac{|O|-1}{2}$ is the possible size of the maximum matching of the odd set O .



Matching-duality theorem

General König theorem

If M is a maximum matching and C is a minimum odd-set cover then

$$|M| = \text{capacity}(C)$$

► Proof:

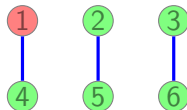
Edges of M are covered by either S or O_j . Each vertex of S can cover at most one edge in the matching, and O_j can cover at most $\frac{|O_j|-1}{2}$ edges and leave one vertex exposed. Therefore, $|M| \leq \text{capacity}(C)$.

Matching-duality theorem

► Proof:

Then we have only to prove the existence of an odd set cover and a matching for which the numbers are equal.

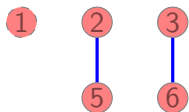
For a perfect matching M with no exposed vertices, the odd set cover consists of two sets. One is a single vertex, one consists of other vertices.



Matching-duality theorem

► Proof:

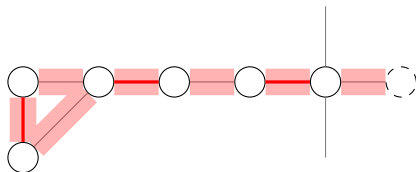
For a graph which has a matching with one exposed vertices, the odd set cover consists of one set, that is the set of all the vertices.



Matching-duality theorem

► Proof:

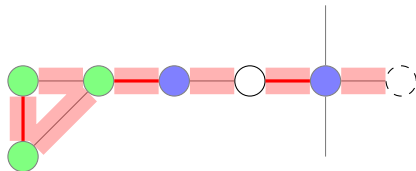
For a graph with more than one exposed vertex, if we run the blossom algorithm from an exposed vertex, we get an alternating tree.



Matching-duality theorem

► Proof:

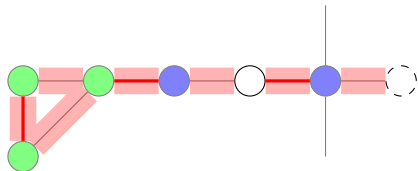
The odd set cover for the alternating tree J consists of the sets of blossoms, and all the odd nodes as single vertex sets. And its capacity is equal to the size of the matching on J .



Matching-duality theorem

► Proof:

For the other components of the graph $G - J$, the number of exposed vertex is reduced by one. If we assume $|M_{G-J}| = \text{capacity}(C_{G-J})$, we can prove the theorem by induction.



Summary

- ▶ We have found the dual problem to maximum matching on general graphs!
- ▶ Although maximum matching is an integer programming problem, which is inherently intractable, Edmonds proved in another paper that the optimal value of this integer programming is equal to the optimal value of the corresponding linear programming problem, if we relax the integral constraints. But it is beyond the scope of this talk.

Summary

- ▶ We have found the dual problem to maximum matching on general graphs!
- ▶ Although maximum matching is an integer programming problem, which is inherently intractable, Edmonds proved in another paper that the optimal value of this integer programming is equal to the optimal value of the corresponding linear programming problem, if we relax the integral constraints. But it is beyond the scope of this talk.

Conclusion

- ▶ We have defined what an efficient algorithm is.
- ▶ We have extended the algorithm for finding maximum matching on bipartite graph to the general graph, which has polynomial running time guarantee.
- ▶ We have generalized König theorem to general graph which is mathematically elegant.

Conclusion

- ▶ We have defined what an efficient algorithm is.
- ▶ We have extended the algorithm for finding maximum matching on bipartite graph to the general graph, which has polynomial running time guarantee.
- ▶ We have generalized König theorem to general graph which is mathematically elegant.

Conclusion

- ▶ We have defined what an efficient algorithm is.
- ▶ We have extended the algorithm for finding maximum matching on bipartite graph to the general graph, which has polynomial running time guarantee.
- ▶ We have generalized König theorem to general graph which is mathematically elegant.

A close-up photograph of several thin, dark green branches of a cherry blossom tree. The branches are covered with numerous small, light pink flowers and buds. Some flowers are in full bloom, showing five petals and yellow stamens, while others are still in bud form. The background is a soft, out-of-focus blur of more pink blossoms and green foliage, creating a bokeh effect. The overall lighting is soft and natural, highlighting the delicate texture of the petals and the vibrant green of the stems.

Thank you! && Questions?

Appendix

Lemma 1

If G/B contains an augmenting path P starting at r (or the pseudo node containing r), w.r.t. the matching M/B , then G contains an augmenting path starting at r w.r.t. matching M .

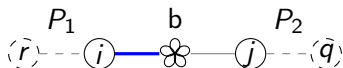
Proof of Lemma 1

Proof:

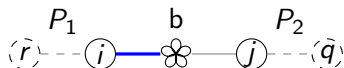
If P does not contain the pseudo node b , it is also augmenting path in G .

Case 1: non-empty stem

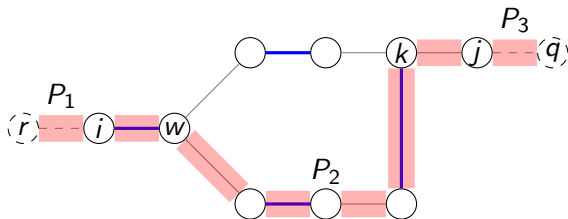
- ▶ Next suppose that the stem is non-empty.



Proof of Lemma 1

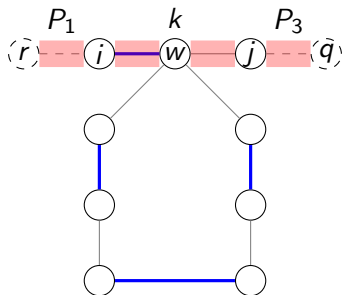


- ▶ After the expansion, j must be incident to some node in the blossom. Let this node be k .
- ▶ If $k \neq w$, there is an alternating path P_2 from w to k that ends in a matching edge.
- ▶ $P_1 + (i, w) + P_2 + (k, j) + P_3$ is an augmenting path.



Proof of Lemma 1

- ▶ if $k = w$, then $P_1 + (i, w) + (w, j) + P_3$ is an augmenting path.

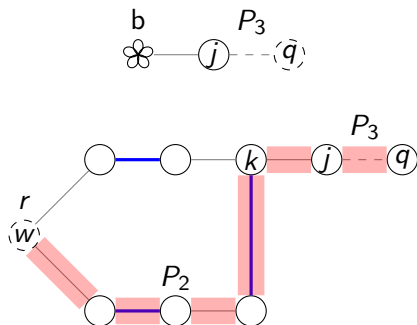


Proof of Lemma 1

Proof:

Case 2: empty stem

- ▶ If the stem is empty then after expanding the blossom, $w = r$.



- ▶ The path $r + P_2 + (k, j) + P_3$ is an augmenting path.

Proof of Lemma 2

Lemma 2

If G contains an augmenting path P from r to q w.r.t. matching M then G/B contains an augmenting path from r (or the pseudo node containing r) to q w.r.t. the matching M/B .

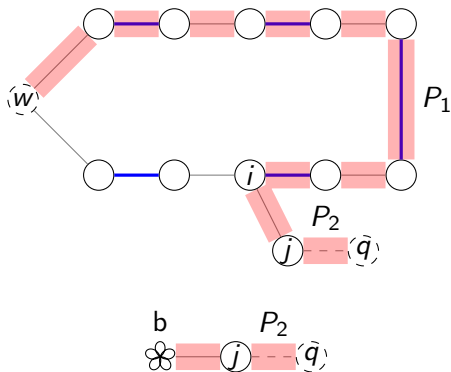
Proof:

- ▶ If P does not contain a node from B there is nothing to prove.
- ▶ We can assume that r and q are the only exposed nodes in G .

Proof of Lemma 2

Case 1: empty stem

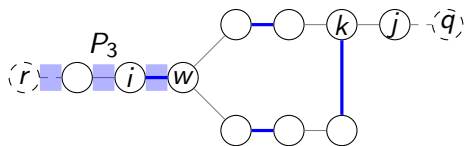
- ▶ Let i be the last node on the path P that is part of the blossom.
- ▶ P is of the form $P_1 + (i, j) + P_2$, for some node j and (i, j) is unmatched.
- ▶ $(b, j) + P_2$ is an augmenting path in the contracted graph.



Proof of Lemma 2

Case 2: non-empty stem

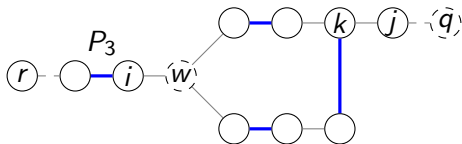
- ▶ Let P_3 be alternating path from r to w . Define $M_+ = M \oplus P_3$.



Proof of Lemma 2

Case 2: non-empty stem

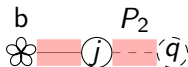
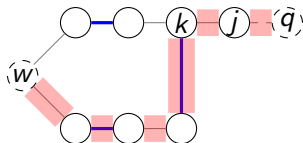
- ▶ In M_+ , r is matched and w is unmatched.
- ▶ G must contain an augmenting path w.r.t. matching M_+ , since M and M_+ have same cardinality.
- ▶ This path must go between w and q as these are the only unmatched vertices w.r.t. M_+ .



Proof of Lemma 2

Case 2: non-empty stem

- ▶ For M_+/B the blossom has an empty stem. Case 1 applies.
- ▶ G/B has an augmenting path w.r.t. M_+/B . It must also have an augmenting path w.r.t. M/B , as both matchings have the same cardinality.
- ▶ This path must go between r and q , since they are the only exposed nodes.



Reference

- ▶ <http://wwwmayr.informatik.tu-muenchen.de/lehre/2011WS/ea/index.html.en>
- ▶ www.cs.berkeley.edu/~karp/greatalgo/
- ▶ en.wikipedia.org/wiki/Edmonds's_matching_algorithm
- ▶ <http://ilyoan.tistory.com/entry/Paths-Trees-and-Flowers>
- ▶ <http://www.slideshare.net/akhayat/maximum-matching-in>
- ▶ <http://www.csie.ntnu.edu.tw/~u91029/Matching.html>
- ▶ <http://www.cse.cuhk.edu.hk/~chi/csc5160-2008/notes.html>
- ▶ <https://tkramesh.wordpress.com/2009/10/02/bipartite-mat>